

Product data sheet

Characteristics

A9K02320

Acti 9 K60N 3P - 20 A - C curve 6000 A



Main

Device application	Distribution
Range	Acti 9
Product name	Acti9 K60
Product or component type	Miniature circuit-breaker
Device short name	K60N
Poles description	3P
Number of protected poles	3
[In] rated current	20 A
Network type	AC
Trip unit technology	Thermal-magnetic
Curve code	C
Breaking capacity	6000 A Icn at 400 V AC 50/60 Hz conforming to EN/IEC 60898-1
Utilisation category	Category A conforming to IEC 60947-2
Suitability for isolation	Yes conforming to EN/IEC 60898-1
Standards	EN/IEC 60898-1
Product certifications	VDE OVE

Complementary

Network frequency	50/60 Hz
Magnetic tripping limit	5...10 x In
[Ics] rated service breaking capacity	6000 A 100 % conforming to EN/IEC 60898-1 - 400 V AC 50/60 Hz
Limitation class	3 conforming to EN/IEC 60898-1
[Ui] rated insulation voltage	440 V AC 50/60 Hz conforming to EN/IEC 60898-1
[Uimp] rated impulse withstand voltage	4 kV conforming to EN/IEC 60898-1
Contact position indicator	No
Control type	Toggle
Local signalling	Without
Mounting mode	Fixed
Mounting support	DIN rail
Comb busbar and distribution block compatibility	Downside: biconnect
9 mm pitches	6
Height	81 mm
Width	54 mm
Depth	70 mm
Net weight	0.36 kg
Colour	White
Mechanical durability	20000 cycles
Electrical durability	20000 cycles
Connections - terminals	Tunnel type terminals (downstream) 0.5...35 mm ² rigid Tunnel type terminals (upstream) 0.5...35 mm ² rigid Tunnel type terminals (downstream) 0.5...25 mm ² flexible Tunnel type terminals (upstream) 0.5...25 mm ² flexible
Wire stripping length	14 mm for top or bottom connection

The information provided in this documentation contains general descriptions and/or technical characteristics of the performance of the products contained herein. This documentation is not intended as a substitute for and is not to be used for determining suitability or reliability of these products for specific user applications. It is the duty of any such user or integrator to perform the appropriate and complete risk analysis, evaluation and testing of the products with respect to the relevant specific application or use thereof. Neither Schneider Electric Industries SAS nor any of its affiliates or subsidiaries shall be responsible or liable for misuse of the information contained herein.

Tightening torque	3.5 N.m top or bottom
Earth-leakage protection	Without






Environment

IP degree of protection	IP20 conforming to IEC 60529
Pollution degree	2 conforming to IEC 60898-1 2 conforming to EN 60898-1
Overvoltage category	II
Tropicalisation	2 conforming to IEC 60068-1
Relative humidity	95 % at 55 °C
Operating altitude	0...2000 m
Ambient air temperature for operation	-25...70 °C
Ambient air temperature for storage	-40...70 °C

Packing Units

Unit Type of Package 1	PCE
Number of Units in Package 1	1
Package 1 Weight	325 g
Package 1 Height	5.4 cm
Package 1 width	7.5 cm
Package 1 Length	8.5 cm
Unit Type of Package 2	BB1
Number of Units in Package 2	4
Package 2 Weight	1.406 kg
Package 2 Height	8 cm
Package 2 width	9 cm
Package 2 Length	23 cm
Unit Type of Package 3	S03
Number of Units in Package 3	48
Package 3 Weight	17.585 kg
Package 3 Height	30 cm
Package 3 width	30 cm
Package 3 Length	40 cm

Offer Sustainability

Sustainable offer status	Green Premium product
REACH Regulation	 REACH Declaration
REACH free of SVHC	Yes
EU RoHS Directive	Compliant  EU RoHS Declaration
Mercury free	Yes
RoHS exemption information	 Yes
China RoHS Regulation	 China RoHS Declaration
Environmental Disclosure	 Product Environmental Profile
WEEE	The product must be disposed on European Union markets following specific waste collection and never end up in rubbish bins
Halogen content performance	Halogen free product

Contractual warranty

Warranty	12 months
----------	-----------