

Product data sheet Characteristics

LC1DT60AV7
TeSys D contactor - 4P(4 NO) - AC-1 - ≤ 440
V 60 A - 400 V AC 50/60 Hz coil





Main

Range	TeSys TeSys Deca
Product name	TeSys D TeSys Deca
Product or component type	Contactors
Device short name	LC1D
Contactors application	Resistive load
Utilisation category	AC-1
Poles description	4P
Power pole contact composition	4 NO
[Ue] rated operational voltage	Power circuit: ≤ 690 V AC 25...400 Hz Power circuit: ≤ 300 V DC
[Ie] rated operational current	60 A (at 60 °C) at ≤ 440 V AC AC-1 for power circuit
Control circuit type	AC at 50/60 Hz
[Uc] control circuit voltage	400 V AC 50/60 Hz
Auxiliary contact composition	1 NO + 1 NC
[Uimp] rated impulse withstand voltage	6 kV conforming to IEC 60947
Overvoltage category	III
[Ith] conventional free air thermal current	10 A (at 60 °C) for signalling circuit 60 A (at 60 °C) for power circuit
Irms rated making capacity	140 A AC for signalling circuit conforming to IEC 60947-5-1 250 A DC for signalling circuit conforming to IEC 60947-5-1 800 A at 440 V for power circuit conforming to IEC 60947
Rated breaking capacity	800 A at 440 V for power circuit conforming to IEC 60947
[Icw] rated short-time withstand current	320 A 40 °C - 10 s for power circuit 720 A 40 °C - 1 s for power circuit 72 A 40 °C - 10 min for power circuit 165 A 40 °C - 1 min for power circuit 100 A - 1 s for signalling circuit 120 A - 500 ms for signalling circuit 140 A - 100 ms for signalling circuit
Associated fuse rating	10 A gG for signalling circuit conforming to IEC 60947-5-1 80 A gG at ≤ 690 V coordination type 1 for power circuit 80 A gG at ≤ 690 V coordination type 2 for power circuit
Average impedance	1.6 mOhm - Ith 60 A 50 Hz for power circuit
[Ui] rated insulation voltage	Power circuit: 600 V CSA certified Power circuit: 600 V UL certified Signalling circuit: 690 V conforming to IEC 60947-1 Signalling circuit: 600 V CSA certified Signalling circuit: 600 V UL certified Power circuit: 690 V conforming to IEC 60947-4-1
Electrical durability	1.4 Mcycles 60 A AC-1 at $U_e \leq 440$ V
Power dissipation per pole	5.8 W AC-1
Front cover	With
Mounting support	Plate Rail

Standards	CSA C22.2 No 14 EN 60947-4-1 EN 60947-5-1 IEC 60947-4-1 IEC 60947-5-1 UL 508 IEC 60335-1
Product certifications	RINA GL DNV CSA CCC BV UL LROS (Lloyds register of shipping) GOST
Connections - terminals	Control circuit: screw clamp terminals 2 cable(s) 1... 2.5 mm ² flexible with cable end Control circuit: screw clamp terminals 1 cable(s) 1... 4 mm ² flexible without cable end Control circuit: screw clamp terminals 2 cable(s) 1... 4 mm ² flexible without cable end Control circuit: screw clamp terminals 1 cable(s) 1... 4 mm ² flexible with cable end Control circuit: screw clamp terminals 1 cable(s) 1... 4 mm ² solid without cable end Control circuit: screw clamp terminals 2 cable(s) 1... 4 mm ² solid without cable end Power circuit: screw clamp terminal 1 cable(s) 1... 35 mm ² flexible without cable end Power circuit: screw clamp terminal 2 cable(s) 1... 25 mm ² flexible without cable end Power circuit: screw clamp terminal 1 cable(s) 1... 35 mm ² flexible with cable end Power circuit: screw clamp terminal 2 cable(s) 1... 25 mm ² flexible with cable end Power circuit: screw clamp terminal 1 cable(s) 1... 35 mm ² solid without cable end Power circuit: screw clamp terminal 2 cable(s) 1... 25 mm ² solid without cable end
Tightening torque	Control circuit: 1.7 N.m - on screw clamp terminals - with screwdriver flat Ø 6 mm Control circuit: 1.7 N.m - on screw clamp terminals - with screwdriver Philips No 2 Power circuit: 8 N.m - on screw clamp terminals - cable 25...35 mm ² hexagonal screw head 4 mm Power circuit: 5 N.m - on screw clamp terminals - cable 1...25 mm ² hexagonal screw head 4 mm Control circuit: 1.7 N.m - on screw clamp terminals - with screwdriver pozidriv No 2 Power circuit: 2.5 N.m - on screw clamp terminals - with screwdriver pozidriv No 2
Operating time	4...19 ms opening 12...26 ms closing
Safety reliability level	B10d = 1369863 cycles contactor with nominal load conforming to EN/ISO 13849-1 B10d = 20000000 cycles contactor with mechanical load conforming to EN/ISO 13849-1
Mechanical durability	6 Mcycles
Maximum operating rate	3600 cyc/h 60 °C

Complementary

Coil technology	Without built-in suppressor module
Control circuit voltage limits	0.3...0.6 U _c (-40...70 °C):drop-out AC 50/60 Hz 0.8...1.1 U _c (-40...60 °C):operational AC 50 Hz 0.85...1.1 U _c (-40...60 °C):operational AC 60 Hz 1...1.1 U _c (60...70 °C):operational AC 50/60 Hz
Inrush power in VA	140 VA 60 Hz cos phi 0.75 (at 20 °C) 160 VA 50 Hz cos phi 0.75 (at 20 °C)
Hold-in power consumption in VA	13 VA 60 Hz cos phi 0.3 (at 20 °C) 15 VA 50 Hz cos phi 0.3 (at 20 °C)
Heat dissipation	4...5 W at 50/60 Hz

Auxiliary contacts type	Type mechanically linked 1 NO + 1 NC conforming to IEC 60947-5-1 Type mirror contact 1 NC conforming to IEC 60947-4-1
Signalling circuit frequency	25...400 Hz
Minimum switching current	5 mA for signalling circuit
Minimum switching voltage	17 V for signalling circuit
Non-overlap time	1.5 Ms on de-energisation between NC and NO contact 1.5 ms on energisation between NC and NO contact
Insulation resistance	> 10 MOhm for signalling circuit




Environment

IP degree of protection	IP20 front face conforming to IEC 60529
Protective treatment	TH conforming to IEC 60068-2-30
Pollution degree	3
Ambient air temperature for operation	-40...60 °C 60...70 °C with derating
Ambient air temperature for storage	-60...80 °C
Operating altitude	0...3000 m
Fire resistance	850 °C conforming to IEC 60695-2-1
Flame retardance	V1 conforming to UL 94
Mechanical robustness	Vibrations contactor open: 2 Gn, 5...300 Hz Vibrations contactor closed: 4 Gn, 5...300 Hz Shocks contactor closed: 15 Gn for 11 ms Shocks contactor open: 10 Gn for 11 ms
Height	122 mm
Width	70 mm
Depth	120 mm
Net weight	1.09 kg

Packing Units

Unit Type of Package 1	PCE
Number of Units in Package 1	1
Package 1 Weight	1.085 kg
Package 1 Height	7.9 cm
Package 1 width	13.8 cm
Package 1 Length	15.3 cm
Unit Type of Package 2	P06
Number of Units in Package 2	112
Package 2 Weight	136.964 kg
Package 2 Height	77 cm
Package 2 width	80 cm
Package 2 Length	60 cm
Unit Type of Package 3	S02
Number of Units in Package 3	7
Package 3 Weight	8.043 kg
Package 3 Height	15 cm
Package 3 width	30 cm
Package 3 Length	40 cm

Offer Sustainability

Sustainable offer status	Green Premium product
REACH Regulation	 REACH Declaration
REACH free of SVHC	Yes
EU RoHS Directive	Compliant  EU RoHS Declaration
Toxic heavy metal free	Yes
Mercury free	Yes
RoHS exemption information	 Yes

China RoHS Regulation	China RoHS Declaration
Environmental Disclosure	Product Environmental Profile
WEEE	The product must be disposed on European Union markets following specific waste collection and never end up in rubbish bins
PVC free	Yes

Contractual warranty

Warranty	12 months
----------	-----------