


## Product data sheet

### Characteristics

# LC1K0901V7

TeSys K contactor - 3P - AC-3  $\leq$  440 V 9 A - 1  
NC aux. - 400 V AC coil



### Main

Range	TeSys
Product or component type	Contacteur
Product name	TeSys K
Device application	Control
Contacteur application	Resistive load Motor control

### Complementary

Utilisation category	AC-4 AC-1 AC-3
Poles description	3P
Power pole contact composition	3 NO
[Ie] rated operational current	20 A (at $\leq 50^\circ\text{C}$ ) at $\leq 440$ V AC AC-1 for power circuit 9 A at $\leq 440$ V AC AC-3 for power circuit 16 A (at $\leq 70^\circ\text{C}$ ) at 690 V AC AC-1 for power circuit
Control circuit type	AC at 50/60 Hz
[Uc] control circuit voltage	400 V AC 50/60 Hz
Motor power kW	2.2 kW at 220...230 V AC 50/60 Hz AC-3 4 kW at 380...415 V AC 50/60 Hz AC-3 4 kW at 440 V AC 50/60 Hz AC-3 4 kW at 480 V AC 50/60 Hz AC-3 4 kW at 500...600 V AC 50/60 Hz AC-3 4 kW at 660...690 V AC 50/60 Hz AC-3 2.2 kW at 400 V AC 50/60 Hz AC-4
Auxiliary contact composition	1 NC
Overvoltage category	III
[Ith] conventional free air thermal current	20 A (at $50^\circ\text{C}$ ) for power circuit 10 A (at $50^\circ\text{C}$ ) for signalling circuit
Irms rated making capacity	110 A AC for power circuit conforming to NF C 63-110 110 A AC for power circuit conforming to IEC 60947 110 A AC for signalling circuit conforming to IEC 60947
Rated breaking capacity	110 A at 415 V conforming to IEC 60947 110 A at 440 V conforming to IEC 60947 80 A at 500 V conforming to IEC 60947 110 A at 220...230 V conforming to IEC 60947 110 A at 380...400 V conforming to IEC 60947 70 A at 660...690 V conforming to IEC 60947
Associated fuse rating	25 A gG at $\leq 440$ V for power circuit 25 A aM for power circuit 10 A gG for signalling circuit conforming to IEC 60947 10 A gG for signalling circuit conforming to VDE 0660
Average impedance	3 mOhm - Ith 20 A 50 Hz for power circuit
Insulation resistance	$> 10$ MOhm for signalling circuit
Inrush power in VA	30 VA (at $20^\circ\text{C}$ )
Hold-in power consumption in VA	4.5 VA (at $20^\circ\text{C}$ )

The information provided in this documentation contains general descriptions and/or technical characteristics of the performance of the products contained herein. This documentation is not intended as a substitute for and is not to be used for determining suitability or reliability of these products for specific user applications. It is the duty of any such user or integrator to perform the appropriate and complete risk analysis, evaluation and testing of the products with respect to the relevant specific application or use thereof. Neither Schneider Electric Industries SAS nor any of its affiliates or subsidiaries shall be responsible or liable for misuse of the information contained herein.

Heat dissipation	1.3 W
Control circuit voltage limits	Operational: 0.8...1.15 U <sub>c</sub> (at <50 °C) Drop-out: 0.2...0.75 U <sub>c</sub> (at <50 °C)
Maximum operating rate	3600 cyc/h
Auxiliary contacts type	Type instantaneous 1 NC
Signalling circuit frequency	<= 400 Hz
Minimum switching current	5 mA for signalling circuit
Minimum switching voltage	17 V for signalling circuit
Operating time	10...20 ms coil de-energisation and NO opening 10...20 ms coil energisation and NO closing
Safety reliability level	B10d = 1369863 cycles contactor with nominal load conforming to EN/ISO 13849-1 B10d = 20000000 cycles contactor with mechanical load conforming to EN/ISO 13849-1
Non overlap distance	0.5 mm
Mechanical robustness	Shocks contactor closed, on X axis: 10 Gn for 11 ms conforming to IEC 60068-2-27 Shocks contactor closed, on Y axis: 15 Gn for 11 ms conforming to IEC 60068-2-27 Shocks contactor closed, on Z axis: 15 Gn for 11 ms conforming to IEC 60068-2-27 Shocks contactor opened, on X axis: 6 Gn for 11 ms conforming to IEC 60068-2-27 Shocks contactor opened, on Y axis: 10 Gn for 11 ms conforming to IEC 60068-2-27 Shocks contactor opened, on Z axis: 10 Gn for 11 ms conforming to IEC 60068-2-27 Vibrations contactor closed: 4 Gn, 5...300 Hz conforming to IEC 60068-2-6 Vibrations contactor opened: 2 Gn, 5...300 Hz conforming to IEC 60068-2-6



## Environment

Product certifications	UL CSA
Protective treatment	TC conforming to IEC 60068 TC conforming to DIN 50016
Operating altitude	2000 m without derating
Flame retardance	V1 conforming to UL 94 Requirement 2 conforming to NF F 16-101 Requirement 2 conforming to NF F 16-102

## Packing Units

Unit Type of Package 1	PCE
Number of Units in Package 1	1
Package 1 Weight	178 g
Package 1 Height	4.8 cm
Package 1 width	6 cm
Package 1 Length	6.2 cm
Unit Type of Package 2	S02
Number of Units in Package 2	50
Package 2 Weight	9.384 kg
Package 2 Height	15 cm
Package 2 width	30 cm
Package 2 Length	40 cm

## Offer Sustainability

Sustainable offer status	Green Premium product
REACH Regulation	 <a href="#">REACH Declaration</a>
REACH free of SVHC	Yes
EU RoHS Directive	Compliant  <a href="#">EU RoHS Declaration</a>
Toxic heavy metal free	Yes
Mercury free	Yes

RoHS exemption information	<a href="#">Yes</a>
China RoHS Regulation	<a href="#">China RoHS Declaration</a>
Environmental Disclosure	<a href="#">Product Environmental Profile</a>
Circularity Profile	<a href="#">End Of Life Information</a>
WEEE	The product must be disposed on European Union markets following specific waste collection and never end up in rubbish bins

### Contractual warranty

Warranty	12 months
----------	-----------