

Product data sheet

Characteristics

LRD32

TeSys LRD thermal overload relays - 23...32 A
- class 10A



Main

Range	TeSys TeSys Deca
Product name	TeSys LRD TeSys Deca
Product or component type	Differential thermal overload relay
Device short name	LRD
Relay application	Motor protection
Product compatibility	LC1D32 LC1D25 LC1D38
Network type	AC DC
Thermal overload class	Class 10A conforming to IEC 60947-4-1
Thermal protection adjustment range	23...32 A
[Ui] rated insulation voltage	Power circuit: 600 V conforming to CSA Power circuit: 600 V conforming to UL Power circuit: 690 V conforming to IEC 60947-4-1

Complementary

Network frequency	0...400 Hz
Mounting support	Plate, with specific accessories Rail, with specific accessories Under contactor
Tripping threshold	1.14 +/- 0.06 I _r conforming to IEC 60947-4-1
Auxiliary contact composition	1 NO + 1 NC
[I _{th}] conventional free air thermal current	5 A for signalling circuit
Permissible current	1.5 A at 240 V AC-15 for signalling circuit 0.1 A at 250 V DC-13 for signalling circuit
[U _e] rated operational voltage	690 V AC 0...400 Hz for power circuit conforming to IEC 60947-4-1
Associated fuse rating	4 A gG for signalling circuit 4 A BS for signalling circuit
[U _{imp}] rated impulse withstand voltage	6 kV
Phase failure sensitivity	Tripping current 130 % of I _r on two phase, the last one at 0
Control type	Red push-button: stop Blue push-button: reset
Temperature compensation	-20...60 °C
Connections - terminals	Control circuit: screw clamp terminals 2 cable(s) 1...2.5 mm ² flexible without cable end Control circuit: screw clamp terminals 2 cable(s) 1...2.5 mm ² flexible with cable end Control circuit: screw clamp terminals 2 cable(s) 1...2.5 mm ² solid Power circuit: screw clamp terminals 1 cable(s) 1.5...10 mm ² flexible without cable end Power circuit: screw clamp terminals 1 cable(s) 1...6 mm ² flexible with cable end Power circuit: screw clamp terminals 1 cable(s) 1.5...10 mm ² solid
Tightening torque	Control circuit: 1.7 N.m - on screw clamp terminals Power circuit: 2.5 N.m - on screw clamp terminals
Height	66 mm
Width	45 mm

Depth	70 mm
Net weight	0.124 kg




Environment

Protective treatment	TH conforming to IEC 60068
IP degree of protection	IP20 conforming to IEC 60529
Ambient air temperature for operation	-20...60 °C without derating conforming to IEC 60947-4-1
Ambient air temperature for storage	-60...70 °C
Flame retardance	V1 conforming to UL 94
Mechanical robustness	Vibrations: 6 Gn conforming to IEC 60068-2-6 Shocks: 15 Gn for 11 ms conforming to IEC 60068-2-7
Dielectric strength	1.89 kV at 50 Hz conforming to IEC 60947-1
Standards	EN/IEC 60947-4-1 EN/IEC 60947-5-1 UL 60947-4-1 UL 60947-5-1 CSA C22.2 No 60947-4-1 CSA C22.2 No 60947-5-1 GB/T 14048.4 GB/T 14048.5 EN 50495
Product certifications	IEC UL CSA CCC EAC BV RINA DNV-GL LROS (Lloyds register of shipping) ATEX INERIS UKCA

Packing Units

Unit Type of Package 1	PCE
Number of Units in Package 1	1
Package 1 Weight	140 g
Package 1 Height	5.2 cm
Package 1 width	7.8 cm
Package 1 Length	8.8 cm
Unit Type of Package 2	S02
Number of Units in Package 2	24
Package 2 Weight	3.723 kg
Package 2 Height	15 cm
Package 2 width	30 cm
Package 2 Length	40 cm
Unit Type of Package 3	P06
Number of Units in Package 3	384
Package 3 Weight	69.54 kg
Package 3 Height	77 cm
Package 3 width	60 cm
Package 3 Length	80 cm

Offer Sustainability

Sustainable offer status	Green Premium product
REACH Regulation	 REACH Declaration
EU RoHS Directive	Compliant  EU RoHS Declaration
Mercury free	Yes
RoHS exemption information	 Yes

China RoHS Regulation	China RoHS Declaration
Environmental Disclosure	Product Environmental Profile
Circularity Profile	End Of Life Information
WEEE	The product must be disposed on European Union markets following specific waste collection and never end up in rubbish bins
Contractual warranty	
Warranty	12 months