

# XCKMR54D1

Limit switch, Limit switches XC Standard, XCKMR, stay put crossed rods lever 6 mm, 2x(2 NC), slow, Pg13



## Main

|                               |                                                                           |
|-------------------------------|---------------------------------------------------------------------------|
| Range of product              | OsiSense XC                                                               |
| Series name                   | Special format                                                            |
| Product or component type     | Limit switch                                                              |
| Product specific application  | For hoisting and mechanical handling applications                         |
| Device short name             | XCKMR                                                                     |
| Body type                     | Fixed                                                                     |
| Head type                     | Rotary head                                                               |
| Material                      | Metal                                                                     |
| Body material                 | Zamak                                                                     |
| Head material                 | Zamak                                                                     |
| Fixing mode                   | By the body                                                               |
| Movement of operating head    | Rotary                                                                    |
| Type of operator              | Stay put crossed rods lever metal square rod 6 mm, L = 200 mm             |
| Type of approach              | Lateral approach, 2 directions                                            |
| Cable entry                   | 3 entries tapped for Pg 13.5 cable gland, cable outer diameter: 9...12 mm |
| Number of poles               | 4                                                                         |
| Contacts type and composition | 2 x (2 NC)                                                                |
| Contact operation             | Slow-break, staggered                                                     |

## Complementary

|                                               |                                                                                                                                                                                                                                    |
|-----------------------------------------------|------------------------------------------------------------------------------------------------------------------------------------------------------------------------------------------------------------------------------------|
| Switch actuation                              | By any moving part                                                                                                                                                                                                                 |
| Electrical connection                         | Screw-clamp terminals, clamping capacity: 1 x 0.5...2 x 2.5 mm <sup>2</sup>                                                                                                                                                        |
| Contacts insulation form                      | Zb                                                                                                                                                                                                                                 |
| Number of steps                               | 5 electrical positions                                                                                                                                                                                                             |
| Contact block per direction [control circuit] | 1 per direction                                                                                                                                                                                                                    |
| Positive opening                              | With                                                                                                                                                                                                                               |
| Positive opening minimum torque               | 0.75 N.m                                                                                                                                                                                                                           |
| Minimum torque for tripping                   | 0.5 N.m                                                                                                                                                                                                                            |
| Minimum actuation speed                       | 6 m/min                                                                                                                                                                                                                            |
| Maximum actuation speed                       | 1.5 m/s actuation point on the rod between 65 and 95 mm                                                                                                                                                                            |
| Maximum displacement angle                    | -180 °<br>180 °                                                                                                                                                                                                                    |
| Contact code designation                      | A300, AC-15 (U <sub>e</sub> = 240 V), I <sub>e</sub> = 3 A, I <sub>the</sub> = 10 A conforming to IEC 60947-5-1 appendix A<br>Q150, DC-13 (U <sub>e</sub> = 125 V), I <sub>e</sub> = 0.55 A conforming to IEC 60947-5-1 appendix A |
| [Ui] rated insulation voltage                 | 300 V conforming to UL 508<br>300 V conforming to CSA C22.2 No 14<br>500 V (pollution degree 3) conforming to IEC 60947-1                                                                                                          |
| Maximum resistance across terminals           | 25 MOhm conforming to IEC 60255-7 category 3                                                                                                                                                                                       |
| [Uimp] rated impulse withstand voltage        | 6 KV conforming to IEC 60664<br>6 kV conforming to IEC 60947-1                                                                                                                                                                     |
| Short-circuit protection                      | 10 A cartridge fuse, type gG                                                                                                                                                                                                       |
| Mechanical durability                         | 2000000 cycles                                                                                                                                                                                                                     |

The information provided in this documentation contains general descriptions and/or technical characteristics of the performance of the products contained herein. This documentation is not intended as a substitute for and is not to be used for determining suitability or reliability of these products for specific user applications. It is the duty of any such user or integrator to perform the appropriate and complete risk analysis, evaluation and testing of the products with respect to the relevant specific application or use thereof. Neither TWSS Holding nor any of its affiliates or subsidiaries shall be responsible or liable for misuse of the information contained herein.

|                               |                        |
|-------------------------------|------------------------|
| Width                         | 200 mm                 |
| Height                        | 118 mm                 |
| Depth                         | 59 mm                  |
| Net weight                    | 0.55 kg                |
| Terminals description ISO n°1 | (11-12)NC<br>(21-22)NC |

## Environment

|                                       |                                                    |
|---------------------------------------|----------------------------------------------------|
| Shock resistance                      | 50 gn conforming to IEC 60068-2-27                 |
| Vibration resistance                  | 25 gn (f= 10...500 Hz) conforming to IEC 60068-2-6 |
| IP degree of protection               | IP66 conforming to IEC 60529                       |
| IK degree of protection               | IK07 conforming to IEC 62262                       |
| Electrical shock protection class     | Class I conforming to IEC 60536                    |
| Ambient air temperature for operation | -40...70 °C                                        |
| Ambient air temperature for storage   | -40...85 °C                                        |
| Protective treatment                  | TC                                                 |
| Product certifications                | UL[RETURN]CCC[RETURN]CSA[RETURN]CE                 |
| Standards                             | IEC 60947-5-1<br>UL 508<br>CSA C22.2 No 14         |

## Packing Units

|                              |           |
|------------------------------|-----------|
| Unit Type of Package 1       | PCE       |
| Number of Units in Package 1 | 1         |
| Package 1 Height             | 13.000 cm |
| Package 1 Width              | 11.000 cm |
| Package 1 Length             | 23.000 cm |
| Package 1 Weight             | 725.000 g |
| Unit Type of Package 2       | S02       |
| Number of Units in Package 2 | 6         |
| Package 2 Height             | 15.000 cm |
| Package 2 Width              | 30.000 cm |
| Package 2 Length             | 40.000 cm |
| Package 2 Weight             | 4.955 kg  |
| Unit Type of Package 3       | P06       |
| Number of Units in Package 3 | 96        |
| Package 3 Height             | 75.000 cm |
| Package 3 Width              | 60.000 cm |
| Package 3 Length             | 80.000 cm |
| Package 3 Weight             | 85.380 kg |

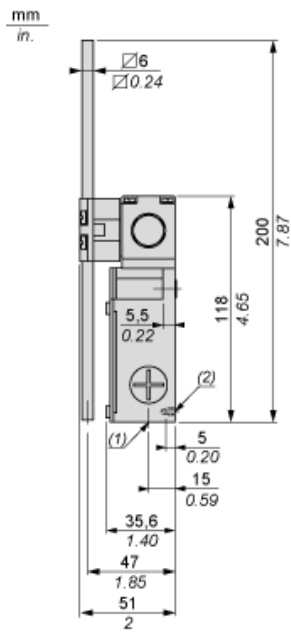
## Offer Sustainability

|                                            |                                                                                                                                                                                                                                                                                                                                                                                   |
|--------------------------------------------|-----------------------------------------------------------------------------------------------------------------------------------------------------------------------------------------------------------------------------------------------------------------------------------------------------------------------------------------------------------------------------------|
| Sustainable offer status                   | Green Premium product                                                                                                                                                                                                                                                                                                                                                             |
| Circularity Profile                        | No need of specific recycling operations                                                                                                                                                                                                                                                                                                                                          |
| California proposition 65                  | WARNING: This product can expose you to chemicals including: Diisononyl phthalate (DINP), which is known to the State of California to cause cancer, and Di-isodecyl phthalate (DIDP), which is known to the State of California to cause birth defects or other reproductive harm. For more information go to <a href="http://www.P65Warnings.ca.gov">www.P65Warnings.ca.gov</a> |
| For all Reach Rohs enquiries contact us at | <a href="mailto:sustainability@tesensors.com">sustainability@tesensors.com</a>                                                                                                                                                                                                                                                                                                    |

## Contractual warranty

|          |           |
|----------|-----------|
| Warranty | 18 months |
|----------|-----------|

Dimensions



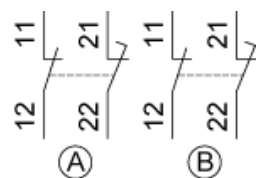
- (1) 3 tapped entries for Pg 13.5 cable gland
- (2) 2 centring holes  $\varnothing 3.9 \pm 0.2$ , for cover fixing holes alignment.

---

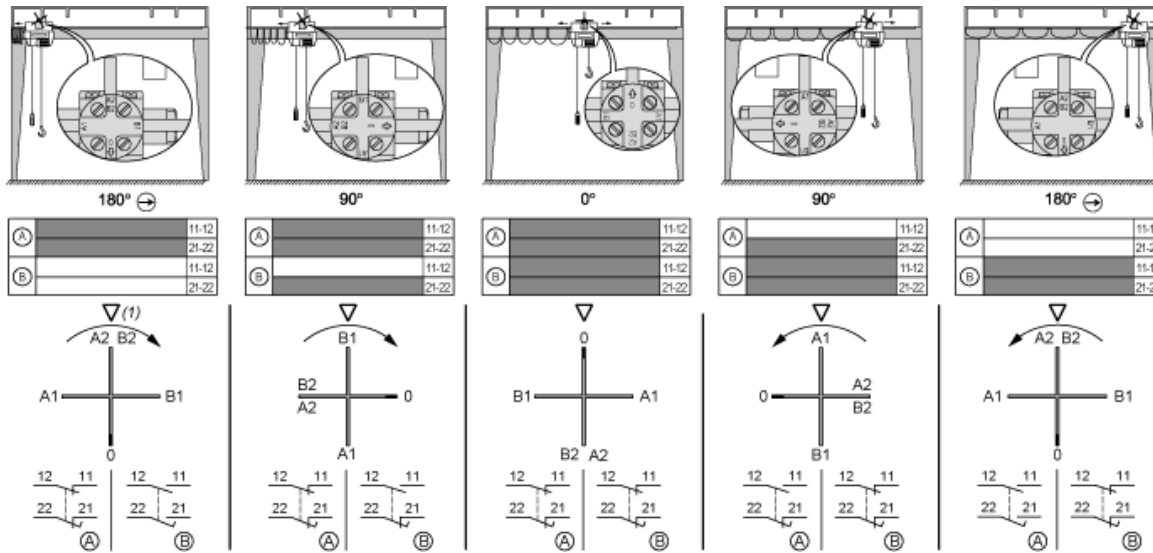
Wiring Diagram

---

2 x 2-pole NC+NC Break Before Make, Slow Break (Non Interchangeable Contacts)



Functionnal Diagram



(1) Triangle symbol marked on top of head.